



Atlas Copco



# Oil-injected rotary screw compressors

G 2-7  
G 7L-15  
G 15L-22



### The new G series

The latest-generation G series comes with Atlas Copco's powerful rotary screw element and an advanced electronic controller to go above and beyond the call of duty.

#### Built-in reliability

- Atlas Copco's patented rotary screw element allows for a 100% duty cycle.
- The complete unit is designed to operate at ambient temperatures of up to 46°C/115°F.

#### Easy installation

- Available in multiple configurations – including floor or tank mounted and with or without integrated dryer.
- Extremely small footprint and cooling air discharge from the top allow for placement against a wall or even in a corner.

## The ideal small business compressor

Atlas Copco compressors are legendary for their reliability and efficiency. That is why our G series has long been the preferred air solution for small and medium sized businesses. The G 2-7, the G 7L-15, and the G 15L-22 simply check all the boxes:

- Quiet
- Efficient
- Powerful
- Reliable

### Atlas Copco, premium quality since 1873

Atlas Copco was founded in 1873 and is based in Stockholm, Sweden. We have been a global leader in high-quality compressed air technology for more than a century and continue to raise the bar with innovative products.

#### Advanced monitoring

The BASE controller offers advanced monitoring and control:

- Icon-based display, pressure settings, temperature reading.
- Running hours/hours working @ load.
- Service warnings.
- Outlet pressure setting directly on the controller.
- Pressure and element outlet temperature reading.

#### Robust and efficient compression element

Atlas Copco's trusted rotary screw element offers high free air delivery and supreme reliability.





## Zero hassle, zero worries compressors



### G 7L-15 Industry-leading performance

- Thanks to load/no load control, the compressor controller switches automatically to the optimum control mode for high, low and intermittent air consumption.
- Best-in-class performance, total reliability and low power consumption.

### G 15L-22 The robust, economical compressor

- Reliable performance with a 100% continuous duty cycle in up to 46°C/115°F ambient temperatures.
- Extremely small footprint with possible placement against a wall or in a corner. Available in multiple configurations.

### G 2-7 Compact and efficient

- Compared to piston compressors, the G 2-7 is quieter, cleaner, and more economical to own, while working longer hours.
- The high-efficiency IE3 motor allows for 24/7 operation, even in temperatures up to 46°C.
- The state-of-the-art rotary screw element minimizes energy use and operational costs.
- Thanks to the low-vibration belt system, the G 2-7 is extremely quiet.



#### High reliability

- 100% continuous duty cycle.
- Up to 46°C/115°F ambient temperatures.



#### Low maintenance

- Easy access for maintenance.
- Quality components
- Long service interval of 4000 hours.



#### Silent operation

- Belt-driven element.
- Reduced noise levels and low vibration.



#### Full Feature (FF)

- Integrated refrigerant air dryer.
- In-line DD/PD\* air filters (\*PD not for G 2-7).



#### Environmentally friendly

- Reduced energy consumption.
- Low CO<sub>2</sub> emissions.

ATLAS COPCO  
G SERIES  
—  
A TRUSTED  
PARTNER

# Quality air performance

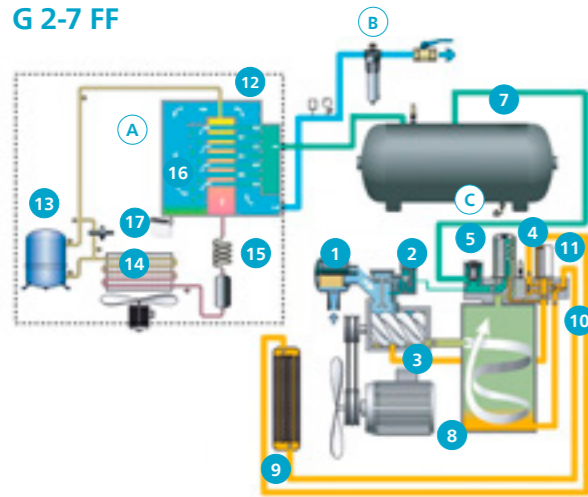
## Full Feature with built-in dryer

The Full Feature version comes with a built-in refrigerant air dryer. It cools the compressed air and removes any moisture before it can enter your compressed air network. This prevents rust in your compressed air piping and avoids damage to your air tools.

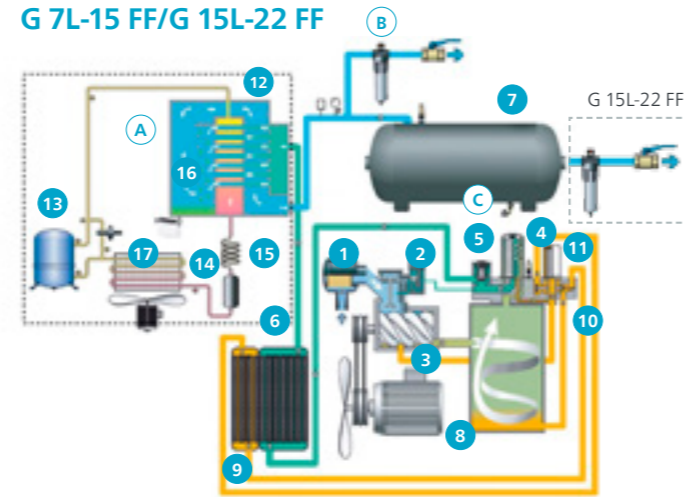
## A choice of filters

To ensure your compressed air meets the quality air needs of a wide range of applications, different grade DD/PD\* air filters can be selected. (\*PD not for G 2-7)

### G 2-7 FF



### G 7L-15 FF/G 15L-22 FF



### Air Flow

- 1 Inlet air filter
- 2 Inlet valve
- 3 Compression element
- 4 Oil separator element
- 5 Minimum pressure valve
- 6 Aftercooler
- 7 Air receiver

### Oil Flow

- 8 Oil reservoir
- 9 Oil cooler
- 10 Thermostatic valve block
- 11 Oil filter

### Refrigerant Flow

- 12 Evaporator
- 13 Refrigerant compressor
- 14 Condenser
- 15 Capillary tube
- 16 Water separator
- 17 Electronic automatic drain

### Options

- A Full Feature
- B DD/PD\* high-efficiency air filter (\*PD not for G 2-7)
- C Electronic receiver drain

## Options

Available options	G 2-7	G 2-7 FF	G 7L-15	G 7L-15 FF	G 15L-22	G 15L-22 FF
Integrated aftercooler	O	O	O	Ⓟ	Ⓟ	Ⓟ
Water separator (shipped loose)	-	-	O	Ⓟ	O	Ⓟ
Timer water drain on water separator (shipped loose)	-	-	O	-	-	-
Timer drain on air receiver (tank mounted only)	O	O	O	O	-	Ⓟ
Electronic no loss water drain on water separator (shipped loose)	-	-	O	Ⓟ	O	O
Electronic no loss water drain on air receiver (tank mounted only)	O	O	O	O	O	O
Integrated DD/PD* filter kit (*PD not for G 2-7)	-	O	-	O	-	O
500 l/125 gal air receiver (tank mounted only)	O	O	O	O	Ⓟ	Ⓟ
Tropical thermostat	O	O	O	O	O	O
Anti-condensation kit	O	O	-	-	-	-
Food-grade oil	O	O	O	O	O	O
RSXD oil	O	O	O	O	O	O

Ⓟ Standard    O Optional    - Not available

# Technical specifications

Compressor type	Maximum working pressure		Capacity FAD			Installed motor power		Noise level**	Weight (kg/lbs*)	
	bar(e)	psi	l/s	m³/h	cfm	kW	hp		Pack	Full Feature
<b>50 Hz version</b>										
G 2	8	116	6.1	22.0	12.9	2.2	3	61	165/364	190/419
	10	145	4.9	17.6	10.4	2.2	3	61	165/364	190/419
G 3	8	116	7.9	28.4	16.7	3	4	61	170/375	195/430
	10	145	6.1	22.0	12.9	3	4	61	170/375	195/430
G 4	8	116	10.0	36.0	21.2	4	5.5	62	175/386	200/441
	10	145	8.6	31.0	18.2	4	5.5	62	175/386	200/441
G 5	8	116	14.8	53.3	31.4	5.5	7.5	65	185/408	210/463
	10	145	13.0	46.8	27.5	5.5	7.5	65	185/408	210/463
G 7	8	116	17.7	63.7	37.5	7.5	10	67	195/430	225/496
	10	145	16.4	59.0	34.7	7.5	10	67	195/430	225/496
G 7L	7.5	109	20.9	75.2	44.3	7.5	10	65	245/540	327/721
	10	145	18.2	65.5	38.6	7.5	10	65	245/540	327/721
	13	189	14	50.4	29.7	7.5	10	65	245/540	327/721
G 11	7.5	109	29.1	104.8	61.7	11	15	69	258/569	340/750
	10	145	24.1	86.8	51.1	11	15	69	258/569	340/750
	13	189	19.3	69.5	40.9	11	15	69	258/569	340/750
G 15	7.5	109	32.6	117.4	69.1	15	20	71	270/595	340/750
	10	145	29.1	104.8	61.7	15	20	71	270/595	340/750
	13	189	23.2	83.5	49.2	15	20	71	270/595	340/750
G 15L	7.5	109	42.5	153.0	90.1	15	20	67	479/1056	537/1184
	10	145	38.5	138.6	81.6	15	20	67	479/1056	537/1184
	13	189	31.2	112.3	66.1	15	20	67	479/1056	537/1184
G 18	7.5	109	52.1	187.6	110.4	18	25	69	481/1060	545/1202
	10	145	45.4	163.4	96.2	18	25	69	481/1060	545/1202
	13	189	38.5	138.6	81.6	18	25	69	481/1060	545/1202
G 22	7.5	109	62.0	223.2	131.4	22	30	70	497/1096	561/1237
	10	145	54.1	194.7	114.5	22	30	70	497/1096	561/1237
	13	189	46.4	167.1	98.3	22	30	70	497/1096	561/1237
<b>60 Hz version</b>										
G 2	8	116	6.2	22.3	13.1	2.2	3	61	180/397	205/452
	10	145	4.6	16.6	9.7	2.2	3	61	180/397	205/452
G 4	8	116	9.5	34.2	20.1	4	5.5	62	190/419	215/474
	10	145	8.5	30.6	18.0	4	5.5	62	190/419	215/474
G 5	8	116	13.8	49.7	29.2	5.5	7.5	65	200/441	225/496
	10	145	12.3	44.3	26.1	5.5	7.5	65	200/441	225/496
G 7	8	116	17.0	61.2	36.0	7.5	10	67	210/463	240/529
	10	145	16.1	58.0	34.1	7.5	10	67	210/463	240/529
G 7L	7.4	107	21.1	76.0	44.7	7.5	10	65	250/551	362/798
	9.1	132	18.5	66.6	39.2	7.5	10	65	250/551	362/798
	10.8	157	16.6	59.8	35.2	7.5	10	65	250/551	362/798
G 11	7.4	107	28.6	103.0	60.6	11	15	69	255/562	365/805
	9.1	132	24.9	89.6	52.8	11	15	69	255/562	365/805
	10.8	157	23.1	83.2	48.9	11	15	69	255/562	365/805
G 15	7.4	107	32.5	117.0	68.9	15	20	71	260/573	375/827
	9.1	132	29.8	107.3	63.1	15	20	71	260/573	375/827
	10.8	157	27.6	99.4	58.5	15	20	71	260/573	375/827
G 15L	7.4	107	44.0	158.4	93.2	15	20	67	479/1056	537/1184
	9.1	132	38.8	139.7	82.2	15	20	67	479/1056	537/1184
	10.8	157	37.0	133.2	78.4	15	20	67	479/1056	537/1184
G 18	7.4	107	51.8	186.5	109.8	18	25	69	481/1060	545/1202
	9.1	132	46.9	168.8	99.4	18	25	69	481/1060	545/1202
	10.8	157	43.3	155.9	91.7	18	25	69	481/1060	545/1202
G 22	7.4	107	60.5	217.8	128.2	22	30	70	497/1096	561/1237
	9.1	132	53.7	193.3	113.8	22	30	70	497/1096	561/1237
	10.8	157	48.6	175.0	103.0	22	30	70	497/1096	561/1237
	12.6	182	46.0	165.6	97.5	22	30	70	497/1096	561/1237

\* Tank-mounted variant.

\*\* Floor-mounted variant.

Standard air receiver size, G 2-7: 200 l/60 gal, G 7L-15: 270 l/80 gal.

Unit performance measured according to ISO 1217, latest edition.

Mean noise level (pack variant) measured according to Pneuop/Cagi PN8NTC2 test code; tolerance 3 dB(A).

## Dimensions

### Floor-Mounted Models

	D (mm)	W (mm)	H (mm)
G 2-7 Pack	665	620	950
G 7L-15 Pack	720	855	1090
G 15L-22 Pack	833	1180	1220
G 2-7 Full Feature	665	1015	950
G 7L-15 Full Feature	720	1205	1090
G 15L-22 Full Feature	833	1280	1220

\* Dimensions of G 7L-15 tank-mounted are 650 x 1935 x 1463 mm (D x W x H) with a 500 l/125 gal vessel.

### Tank-Mounted Models

	D (mm)	W (mm)	H (mm)
G 2-7 Pack	665	1430	1260
G 7L-15 Pack	650	1603	1337
G 15L-22 Pack	833	1921	1832
G 2-7 Full Feature	665	1430	1260
G 7L-15 Full Feature	650	1603	1337
G 15L-22 Full Feature	833	1921	1832



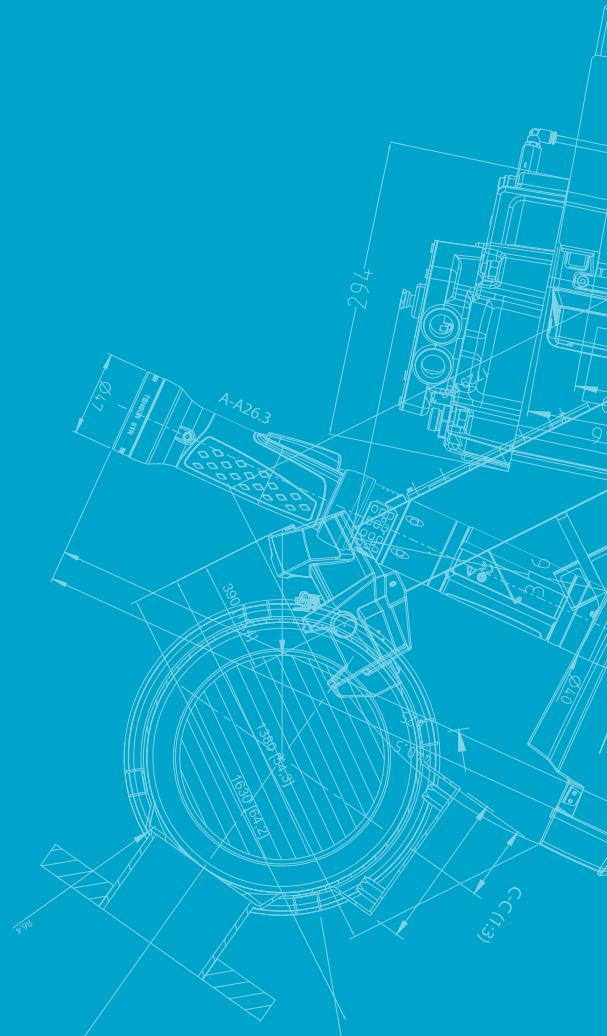
ISO 9001 • ISO 14001  
OHSAS 18001

---



---

[atlas copco.com](https://atlas copco.com)



2935 0869 41 © 2020, Atlas Copco Airpower NV, Belgium. All rights reserved. Designs and specifications are subject to change without notice or obligation. Read all safety instructions in the manual before usage.